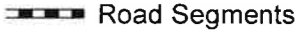













**Legend**

-  Road Segments
-  Heritage Features Polygon

**AWS**

**Classification**

-  Ancient Semi-Natural Woodlands
-  PAWS
-  Non-ASNW with veteran trees
-  sssi
-  Conservation Site Point
-  prow
-  water\_pipeline
-  water\_supply\_point
-  powerline\_oh
-  powerline\_ug

N  
1:24,000

Scotland's National Forest Estate is responsibly managed to the UK Woodland Assurance Standard.



**COUPES**  
Landform & extensive windblow require large felling coupes. Increase future stability by using low points on the ridge as coupe boundaries and wider rides between coupes.

**PRODUCTIVE CONIFER**  
Poorer soils in this area but should still grow acceptable conifer crops. Consider SS/LP mixtures for long term SS crop.

**DAIL RIABUACH**  
Productive woodland of conifer and broadleaf. Increase width of riparian and public road corridors

**LANDSCAPE**  
Highly visible from Commando Memorial. Careful design of powerline edge, lochan and forest edge required.

**COILLE A' CHAM UISGE**  
Expand native woodland of oak and birch on lower slopes to link up with other broadleaf remnant.

**DEEP PEATS**  
In main Camisky Forest area the prescription is to restock most of the peat areas with productive conifer. Where growth rates of < YC8 are expected, bog woodland will be preferred.

**LANDSCAPE**  
Re-design forest edge to remove skyline fringes and use linkage with other woodlands.

**DALVENNIE**  
Manage as mixed woodland with productive conifer on drier northern end. Restore and expand riparian PAWS woodland along River Lochy and River Lundy. Expand area of restored bog and bog woodland.

**PRODUCTIVE CONIFER AREAS**  
Variable soils are likely to give rise to variable growth for conifer. Accept lower YC as this forest has good road access, is all harvester/forwarder working and suitable for winter working.

**HILL FARM WOOD**  
Reflect coupe size and restocking proposals of adjacent private woodlands. Enhance riparian woodland and wetland areas by Allt Achadh na Dalach.

**TOMACHARICH**  
Depending on long term access, manage as a mixed woodland of pine and broadleaf. Extend riparian woodland area and bog woodland.

**WINDBLOW**  
Significant windblow throughout Camisky will require more rapid felling than ideal for restructuring of the forest. Consider sequential felling from NE to SW to reduce risk of further endemic windblow.